



Live Stream Options

[Aberdeen](#)

Beulah, Richardton

(Contact Pastor Terry Pflugrad as they use Zoom and will need an email address.)

[Bismarck](#) or [Here](#)

[Custer, Hot Springs](#)

[Fargo](#)

[Harvey, Manfred, Bowdon Country](#)

(You may also watch via Pastor Sarel Smit's FB page)

[Jamestown, Cleveland, New Home](#)

[Minot, Bottineau](#)

(Or you may watch on [YouTube](#))

[Hermosa](#) or [Here](#) or [Here](#)

[Sioux Falls](#)

[Mandan, McClusky, Turtle Lake](#)

Mitchell

(Sabbath School class through Webex #623 549 307 10 - 11 am CT)

[Rapid City](#) or [Here](#) or [Here](#)

[Red River](#)

(Red River is using Zoom. You will need to contact the pastor or see archived above.)

On the [website](#) it is under the Media tab)

[Wahpeton](#)

Other Dakota churches may be connecting through Facebook, Zoom or YouTube.

Catch the Open Word eDevotionals by Pastor Mike Temple daily

on the Dakota Conference Facebook page

or sign up to receive them on your personal device.

HAPPY SABBATH

After attending your local church service,
Other Time Zone Options

[Pioneer Memorial Church](#)
[La Sierra University Church](#)
[Loma Linda University Church](#)
[Oakwood University Church](#)

Other Media Resources

to enjoy

[Adventist World Radio](#)
[ARtv](#)
[Breath of Life](#)
[Center for Youth Evangelism](#)
[Hope Channel](#)
[It is Written](#)
[Voice of Prophecy](#)

A Note From Pastor Biloff

During this difficult time the Dakota Conference office has been able to stay open on a limited basis. We have a good supply of food in the ABC and are available if anyone needs some vegetarian food. Our tithe for March was better than expected for which we are extremely grateful.



If you would like to give offerings above and beyond tithe to help pay salaries for our pastors and teachers, write "unrestricted" on the tithe envelope where it says "Other" or give online and choose the "unrestricted" tab.

You can never out give God. May you and your family be blessed with good health.

Bismarck Seventh-day Adventist Church's History

The Conference Association helped liquidate the church's debt and on the November 20, 1943, the Bismarck church was dedicated. The dedicatory sermon was given by Elder G. E. Hutches, the conference president. The dedicatory prayer was offered by Elder W. R. Archbald and the serving pastor at the time was Elder A. W. Bauer.

As the church grew from 1943 to 1959, the congregation talked of the need for a new, larger sanctuary. A fund-raising campaign was started in June of 1959 under the direction of Elder Neil Hadley. The plan was to buy building blocks for a certain amount. Sixteen families pledged a total of 69 blocks. After a period of time most of the pledges were dropped, with only one or two families keeping their pledge. Finally in 1962, under the direction of Elder A. J. Iseminger, the building project got rolling again. Elder Witsett was invited to come and discuss a new fund-raising program. It

was decided to raise enough money through pledges over a three-year period before starting to build.



Building of the new church began in July of 1963. After the sale of the church located at Seventh Street and Avenue C in the fall of 1963, the congregation met in the Southern Baptist Church from October through December, which was secured for the sum of \$40 per month. Services were held in the uncompleted new church the first Sabbath of 1964. Pastor E. Gienger became pastor in December and carried on the building program. The church was completed in January 1967 followed by an open house May 7. The church was dedicated free of debt in the October 25, 1969 with a membership of 194.

Pastors from 1897 to 1996 include Elders Ells, Watson, Andrew Christian, Watt, Anderson, Martin Olson, Nash, W. A. Alway, Burke, Schuster, A. A. Dirksen, F. F. Schwindt, Rankin Wentland, Sam Reile, C. Renfro, R. R. Bietz, Scheller, McClelland, G. E. Gaede, G. F. Theiss, M. F. Grow, W. R. Archbald, A. W. Bauer, Kurt Kurz, E. Kungel, R. Cash, George Sherbondy, Neil Hadley, Adrian Zytkoskee, A. J. Iseminger, E. Gienger, L. S. Harbeson, Hebenicht, A. T. Bidwell, Steve Joanu, Merlin Starr, R. R. Patzer, Len Devenich, Woody Larson, Joe Gresham, Myron Johnson, Charles Williams, Lowell Rideout, Marlin Kurtz, Ron Wham, Ron Rockey, Brad Fanning and Ray Kelch.

Highlights of the dedication service includes a musical presentation by Dr. M. J. Hydeman, prayer by Pastor Ben Trout, president of the North Dakota Conference and greetings by Mr. Richard Larsen, Lt. Governor of North Dakota. President of the Northern Union Conference, Pastor J. L. Dittberner, had the sermon and the dedicatory prayer was given by Pastor Dittberner. Orville Wetzal sang "Bless this House."

Membership from 1969 to 1977 stood at about 400. In September of 1977, 45 members started services in Mandan, holding their first service on September 10.

Article by Jacquie Biloff from [Nothing to Fear](#) by Bob Dupuy, and [History of the Bismarck Seventh-day Adventist Church 1896 to 1996](#) by Elder Ray Kelch and Esther Wentz.



Photo by Cliff Freese

The New Normal

For the moment our world has been tossed upside down. Most students are sitting in front of their computer to connect classmates and work with their teachers. It is a lonely time.

Here at DAA we have a couple of students residing on campus, which means their new normal is now pretty close to what they have always known here as normal. Still, there are some changes. Our closed campus has made it easier to stay at home, but we have found ways for fun to still happen!

What can you think of for sports that would keep people at least 6 feet apart? Well, we have set up the gym and started badminton tournaments. All of the students are playing and laughing and enjoying the opportunity to whack the birdie! Many students are taking advantage of spring by spending time outside. We have the space to keep them busy exploring. The students with horses here find that keeping distance is simple when you are on the back of your horse. It makes the climb up Water Hill easier too!



This week is a double duty busy time with Spirit Week and Week of Worship. We have students participating with both online. For Spirit Week, they just have to show up to class on Zoom all dressed up. For WOW each evening they are sent a link to the online series we are watching by Adventist Education entitled *Identity Check*. Last Sabbath the students shared memories of each other on a video that is now up on our YouTube channel. So even though we are miles apart, we are still able to connect in some activities. Everyone is looking forward to a time when normal is normal and we can all be back together. Until then, stay safe!



Article and photos by Tracy Peterson

Coronavirus and Camps

Summer is coming quickly, and we have all been looking forward to an exciting time making memories, enjoying nature, and spending time with Jesus at our camps. We have been hard at work for months implementing an online registration system for families of the Dakotas to take advantage of and have put together an incredible summer staff to run the programming and activities we all love. However, our highest priority is the safety of the children and families in our conference. Due to the constantly changing situation regarding COVID-19, we will be continuing to monitor the latest health and safety recommendations from our federal and state governments in order to make the best decision for young people in our conference when it comes to summer camp.

As of the current moment, we are continuing to plan for summer camp in 2020. Within the coming weeks we hope to have a better idea of what the summer months will bring for our communities. We will be making a decision on May 1st as to whether or not we will be able to safely host a full camp program. In the meantime, we are working diligently on several different contingency plans and alternative options.

Please know that you can still register your children for camp online at dakotayouthandyoungadults.org/camps if you so desire. In the event that camp does not happen as planned or you feel uncomfortable sending your child to camp, we will guarantee a full refund of your payment.

Feel free to reach out to us with any questions, comments or concerns at dakotayouthandyoungadults@gmail.com. We are praying for you.



DAKOTA ADVENTIST
CAMPS 2020

FLAG MOUNTAIN CAMP
CUB CAMP. JUNE 17-21
JUNIOR CAMP. JUNE 21-28
TEEN CAMP. JUNE 28-JULY 5

NORTHERN LIGHTS CAMP
CUB CAMP. JULY 8-12
JUNIOR CAMP. JULY 12-19
TEEN CAMP. JULY 19-26
FAMILY CAMP. JULY 30-AUGUST 1



ROAM FREE.

Article by Pastors Ricky and Brooke Melendez

Food Pantry Moves

On March 27, 2020, volunteers from the Hot Springs Seventh-day Adventist Church, along with a few others, joined together to move the Hot Springs Ministerial Association Food Pantry from its former home to its new and larger facility. Pastor Sam Thomas, Pierre Marcoe, Wayne Garnick, and three young people - Heidi, Luke Marcel and Adam Dubois joined together with volunteers of other faiths to move the equipment, furniture, appliances and lots of food across the street to the new home for the Food Pantry.

Volunteers at the new and bigger home will continue to serve 300 plus families a month and that number is growing. They are looking for new ways to serve in the future. The Adventist church works in cooperation with other churches in the community to help serve those who are going through difficult times and need a helping hand.



Article by Pastor Sam Thomas of the Hot Springs and Custer, South Dakota churches; Photos by Tonya Daunt

DAA Science Teacher Shares Growing Microgreens

Feeling bored at home? Want to extend your time between grocery store trips? Get more leafy greens in your diet? Why not grow microgreens?

So what are microgreens? Aren't those just sprouts? Not exactly. Microgreens are vegetable greens that are cut right as the true leaves start to emerge from the seed leaves or cotyledons.

Why grow microgreens? It's fun! They are tasty! It doesn't take long from planting to harvest. Many varieties take a week or less. And they are nutrient dense! Microgreens like radish, cilantro and red cabbage can contain up to 40 times the vital nutrients than the mature plants!

Ok, so what do I need to get started?

1. Microgreen trays (shallow) - one with drainage holes and a solid water tray underneath - or you could grow your microgreens in a leftover plastic berry container - just cut the lid off and use it as a water tray on the bottom. www.bootstrapfarmer.com

Note: these are heavy duty trays; you could also purchase less expensive ones from Amazon.com or other sites that I have listed below.

2. Dirt - I use organic from www.trueleafmarket.com (made only from plant material).

*You can use potting soil or a seed start mix alternately which are sterilized.

Note: organic labeled soil can contain urea (from urine), manure, blood meal, bone meal, feather meal, bedding material, etc.

3. Seeds - I use organic from www.highmowingseeds.com, www.sprouting.com, (Mumm's sprouting seeds), www.trueleafmarket.com, www.johnnyseeds.com

*I like broccoli, daikon radish and bok choy, but there are so many choices!

*I keep my seeds in rubber sealed glass jars in the fridge for better germination.

4. Bucket or similar container for moistening the dirt.
5. Spray bottle with pure water.
6. Window sill or if you are serious, then a plastic or metal shelving unit.

7. Grow lights, but I used shop lights with one low end of the spectrum tube and one high end of the spectrum tube instead (less expensive). You will also need chain and "S" hooks to adjust the height of the lights.

What I did:


I put a plastic shelving unit in front of my south facing window (I was also growing other plants). Then I hung a shop light from the ceiling using chain and plant hooks that have been hanging out in my house probably since the 70's for the top shelf. I then hung two more shop lights on the next two shelves by attaching them to the shelf above using the chains and "S" hooks.

Time to plant! Put the dirt in a container, add water and mix until the soil is moist and sticks together a bit, but is not too wet. Spread into your microgreen tray with the holes until just below the edge. Tamp the soil down gently and evenly - I use an old piece of 2 x 4 wood.

Choose your seeds. If they are small and mucilaginous, they do not need soaking. I just put them in an old cinnamon jar with a shaker top and used it to sprinkle the seeds evenly and very close together. You do not want to see a lot of dirt. Use a kitchen scale to determine how many grams give you the best results. If you have larger seeds like sunflower seeds, you will need to soak them anywhere from a few hours to overnight. This speeds up the germination process. See links at the end for how long to soak. Once you have your small seeds spread over the dirt, press them down into the dirt a bit with your handy 2 x 4 and use your spray bottle to spray them thoroughly. They do not need to be covered with dirt (sunflower seeds do need to be covered by soil).

Put them on the shelf and cover them with another upside down solid tray. You will need to keep them in the dark for several days (2-5 days) until they germinate and look like they just need greening up. Check them once or twice a day and spray them to keep them moist. Alternately, you can nest another upright tray on top of your seeded tray and weigh it down with a couple of bricks. When the weighted tray starts to get pushed up by the microgreens, then it is time to uncover. Do not think that you have mold if you see a lot of fuzzy roots (especially for the radish seeds) - this is just a lot of root hairs and very normal. The lights need to be several inches above the microgreens and on for 10-12 hours a day now. Check on them twice a day and water from the bottom only to prevent mold. When you see the beginning of the second set of leaves start to emerge (or really the first true leaves), then it is time to harvest. Waiting too long can make your microgreens more tough or bitter. If you see that your microgreens are too leggy, then the lights need to be closer.

On the day of harvest, it is best to let the microgreens dry out a bit. Take a clean pair of scissors and cut close to the soil line. Store in a plastic bag in the refrigerator. You should not have to wash them, but if you do, don't wash until you use them - they will last longer. Throw out the dirt or put it in your compost pile and wash the trays for your next use. Use microgreens in your salads, stir-fries, on your sandwiches and wraps etc. YUM!



Ms. Fenton has also shared her talents with the students at Dakota Adventist Academy. "Yes," she says, "They learn how to do this in Biology class and then the cafeteria gets to use the sprouts on the salad bar."



Article and pictures by DAA science and health teacher Pamela Fenton; Student picture by Tracy Peterson

Invitation Hill School Participates in a Mini Parade

Janna Wright, head teacher at Invitation Hill Adventist Elementary in Dickinson, North Dakota, reports - We don't have a lot of action going on now, unfortunately. The photo below shows our new reality. We are praying that we might be able to be back together in person for at least a little bit before school is out.

Last Sabbath afternoon we had a mini parade for about an hour as we drove around Dickinson with posters taped to our vehicles sporting encouraging Bible verses or inspiring quotations. We received lots of smiles and waves.



Visit dakotaadventist.org to view presenters and read their biographies.
This information is under the Community tab, then Campmeeting, then choose Presenters.



Let's TP the Mission

It sounded like a fraternity house prank, to TP the Mission, but it was no joke, it was a way to witness.

The Northlands Rescue Mission in Grand Forks, North Dakota is a local Christian organization that provides emergency shelter to men and women. Last year, 2019, they provided almost 15,000 nights of shelter to 474 clients who needed a place to sleep. In past years, Grand Forks Seventh-day Adventist Church members have gathered outgrown or unwanted winter clothing and brought bundles of coats to the Mission for clients to help them through the winter. Ongoing needs are for personal hygiene items, warm winter clothing, food, and always, for toilet paper.

That's where the Grand Forks Seventh-day Adventist Church decided they could be of assistance.

The Community Services Committee met to plan the 2020 year and decided to put this service project as their first one of the year. During February, a collection box was set up in the church fellowship hall, and though it was large, it was emptied and refilled a couple of times. Around the beginning of March all packs of toilet tissue were delivered by committee members to the grateful Mission.

That is right about the time the COVID-19 pandemic started to take effect through the United States. As you may recall, one of the first effects of the crisis was a toilet paper shortage. Church members had already purchased their donations by the time the shelves started emptying. Through the church family's generosity, and a bit of divine scheduling, a large donation was given to the Northlands Rescue Mission at exactly the time when toilet paper was unable to be purchased anywhere else.

Grand Forks head elder, Troy Erickson remarked, "It is ironic how in this time of a toilet paper shortage, we were able to show our compassion to them with this donation."

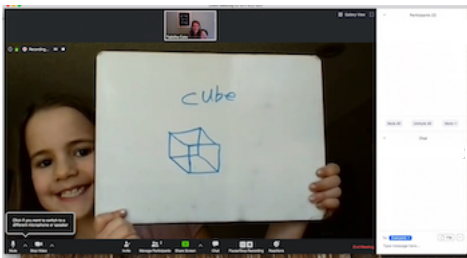


Article and photos by Jennifer Erickson

Hillcrest Elementary in Jamestown Visits the North Pole



This week my lower graders were full of giggles and smiles as they bundled up to join me on a virtual field trip to the North Pole, in search of polar bears. We finished up our field trip at the San Diego Zoo, visiting each of the main animal exhibits, including the polar bears, via their live webcams.



Teachers around the world have been challenged to take their creativity to a whole new level as we adjust to this unprecedented time and continue to educate our precious kiddos, though we cannot meet in our classrooms.

Though challenging, the transition to distance learning has also been exciting and rewarding. I am so thankful to have access to the resources and technology that have made all of this possible. God's love blessings have clearly shown through the challenges and uncertainty.

Article by Tabitha Coto, head teacher at Hillcrest Adventist Elementary, Jamestown, ND

Join DAA in a Week of Worship

Vice-principal David Chapman writes: April 13 - 17 was scheduled to be Week of Worship at Dakota Adventist Academy. We had planned to bring a speaker onto DAA's campus but things got in the way. So we have found a video series aimed at teenagers and will have a meeting each evening at

7:30 pm for this purpose. The speaker is Murray Hunter, chaplain at Northpine Christian College in Queensland, Australia. His subject is "Identity Check."

We would like to encourage you to join us virtually at home for this video presentation, even though our schedules may not coincide. The link is: vimeo.com/showcase/1392028/video/15650457 (Click here or copy the link into your browser).

May God bless you as we consider our "Identity."

Article by David Chapman, vice-principal of Dakota Adventist Academy

Dakota Conference Calendar

Apr 18 Dakota NE Regional in Jamestown, ND - CANCELED
Apr 18 Local Church Budget Offering
Apr 19 - 21 New in Ministry - via ZOOM
Apr 25 Sioux Falls Youth Get-together - POSTPONED
Apr 25 Dakota Challenge Offering

April 2020

The Local ABC is open during conference office hours.

Please call ahead and Lynette will have the food/books waiting outside for your pickup.

Thank you.


Dakota Conference of Seventh-day Adventists
7200 N Washington Street
Bismarck, ND 58503
Mon - Thrs 7:30 - 5:30
701.751.6177


April 16 Dispatch Photo




Photo by Tracy Peterson, Dakota Adventist Academy, Bismarck, ND


Dispatch Mission: To build a climate of encouragement and blessing through the sharing of witnessing and evangelism activities. If you have news to share or would like to be added to the **Dakota Dispatch** mailing list, please email Jacquie Biloff at jbiloff@icloud.com. Bloom Copyright

 [Dakota Conference Facebook](#)

 [Dakota Conference Website](#)

 [Dakota Adventist Academy](#)

 [Dirt Kicker Charity Run](#)

 [Dirt Kicker Run Facebook](#)

Copyright © 2020 Dakota Conference, All rights reserved.

Want to change how you receive these emails?
You can [update your preferences](#) or [unsubscribe from this list](#)

